

A collection of Siemens Sirius Act push buttons and indicator lights. The buttons are circular with a metallic silver finish and a central colored lens. The colors shown include blue, green, yellow, and red. The buttons are arranged in a cluster, with some in the foreground and others in the background, creating a sense of depth. The background is dark and out of focus.

SIEMENS

Ingenuity for life

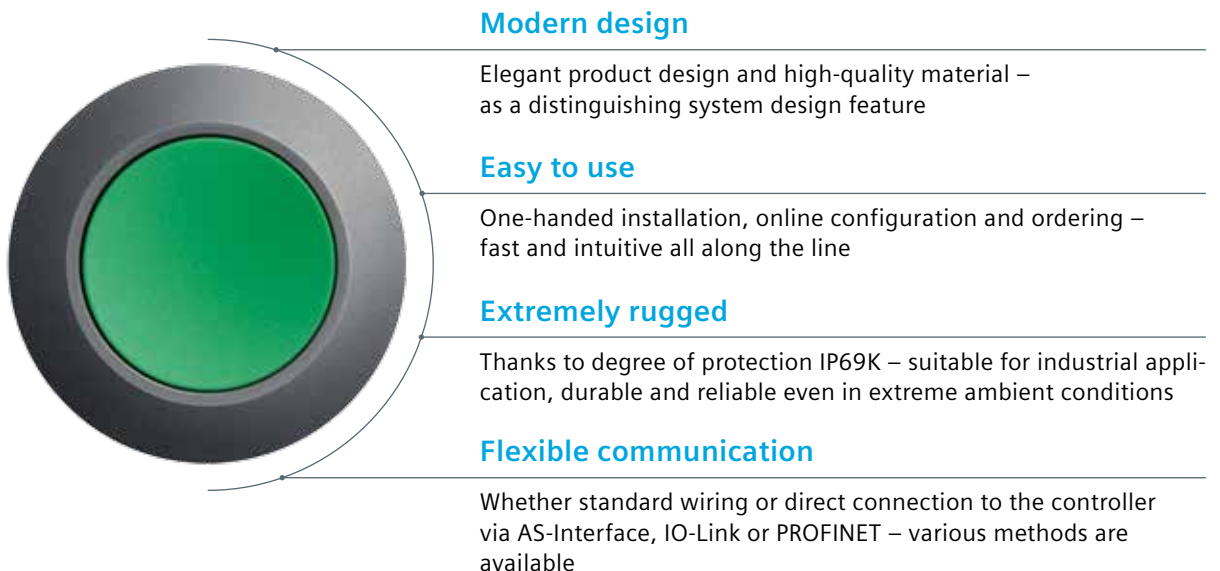
SIRIUS ACT – Performance in Action

Exquisitely beautiful push buttons and
indicator lights – easy to assemble,
ruggedly reliable, simply brilliant

usa.siemens.com/sirius-act

Performance in Action – for push buttons and indicator lights

Powerful machines need powerful controls. SIRIUS ACT offers you a unique portfolio of elegantly designed push buttons, indicator lights and switches that are the perfect embodiment of style, intelligence, and physical toughness. Constructed with genuine metal and high-grade plastics, and engineered with smart functions and communication capabilities, these new push buttons, indicator lights and switches have been extremely element-tested to ensure reliability for your most mission-critical operations.







Modern design...

Our "Performance in Action" promise doesn't just stop at the design. The flat, round metal and plastic elements combine unparalleled functionality with a timelessly esthetic look. Four design lines and a host of options for combining

actuators and indicators, material, color, type of front ring and lighting with high luminosity offer you all you need for an optimum system design. Thus SIRIUS ACT offers the right answer for every application, taste and budget.

« Four design lines

The new
"metal matte" units also
in a flat design.

**High degree of protection
IP69K »**


Even suitable for cleaning
with a high-pressure jet
at high temperatures.



Rugged reliability...

Thanks to the high degree of protection IP69K throughout (including IP66, IP67, IP69), the devices are suitable for use in industry and outdoors without compromise. Neither water, dust, aggressive vapors nor caustic solutions can interfere with reliable operation.

Thanks to its high mechanical endurance, SIRIUS ACT is the perfect solution for a host of applications.



« Direct connections to the controller (PLC)

Communication solutions for the field and the control panel.

Simple engineering »

Incorporated in Totally Integrated Automation Portal.

Flexible communication....

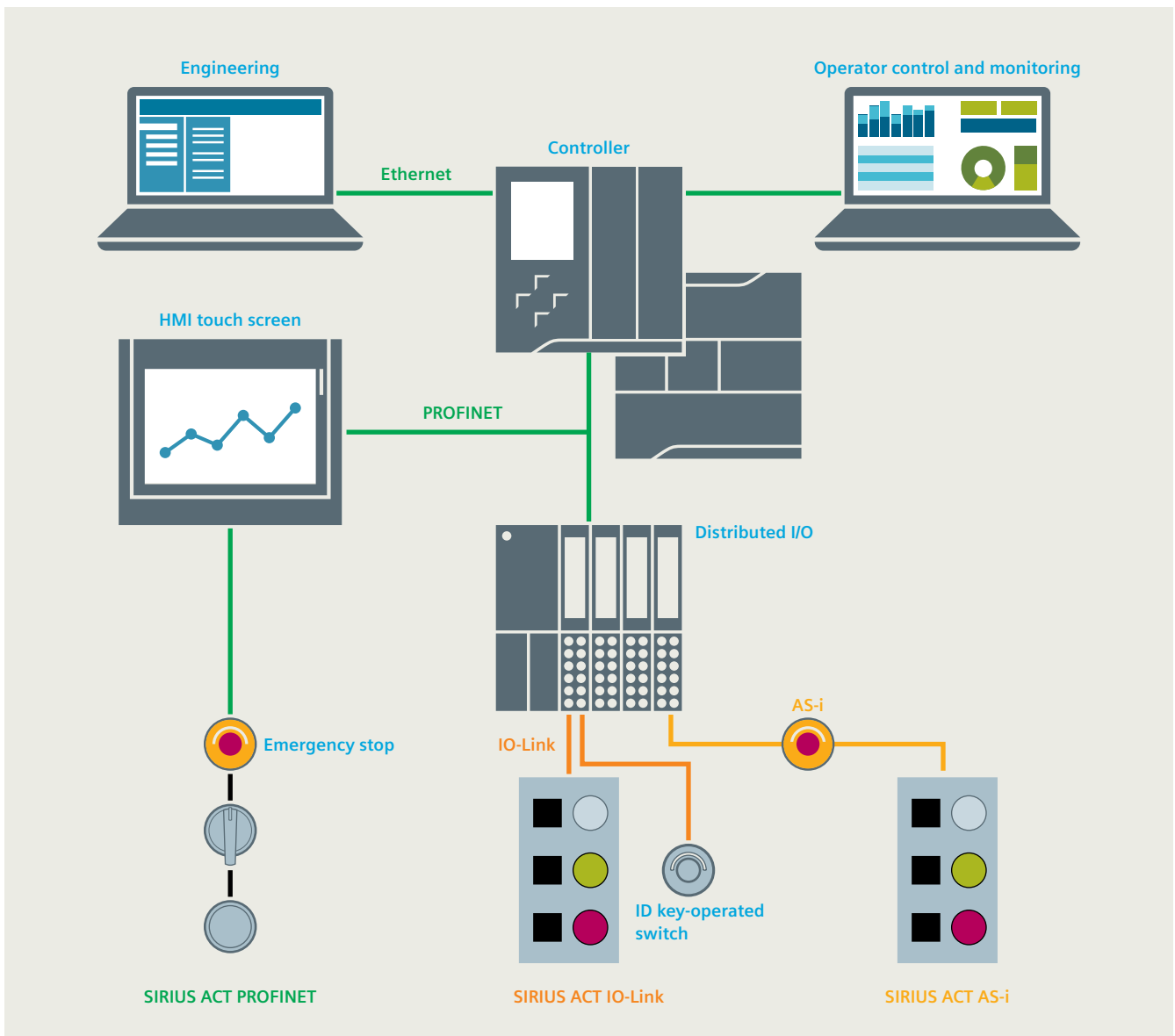
When it comes to communication, SIRIUS ACT is a strong performer. Besides the standard wiring, you can also connect the push buttons and signaling devices directly to the controller – in the field or control panel via PROFINET, AS-Interface and IO-Link. By doing so, you can reduce

wiring time and effort, minimize error source and gain more flexibility for future modification and expansion. Extended diagnostics and parameterization options are also possible thanks to the Totally Integrated Automation Portal (TIA Portal) engineering framework.

And easy to integrate...

The various communication interfacing options provided by SIRIUS ACT enable simple combinations of push buttons and indicator lights, HMI touch screens and industrial PCs, which means that complex input stations can be set up without extensive wiring and engineering time and effort. Integration into the TIA Portal enables them to be visually displayed for better harmonization with the hardware,

thus simplifying and speeding up hardware configuration. Further advantages are uniform data management (intelligent system), time savings thanks to intuitive hardware configuration and lower downtimes resulting from faster fault diagnostics. The option handling feature enables flexible systems to be designed and individually adapted – even during ongoing operation.





« Well prepared

SIRIUS ACT devices are fitted with a special twist prevention feature for fault-free installation.

Color coding »

Colored keys are coded at the factory and white keys can be freely programmed via IO-Link.

And easy to install.

Installation has never been easier or faster and requires no special tools thanks to an innovative snap-on concept. With perfect twist prevention integrated in the holder, groove-free milled holes are all that are needed. As the actuator does not have to be held, the unit can be installed using just one hand. This means that the unit can even be installed in a slanted position or in a wide row. This saves you significant installation time.

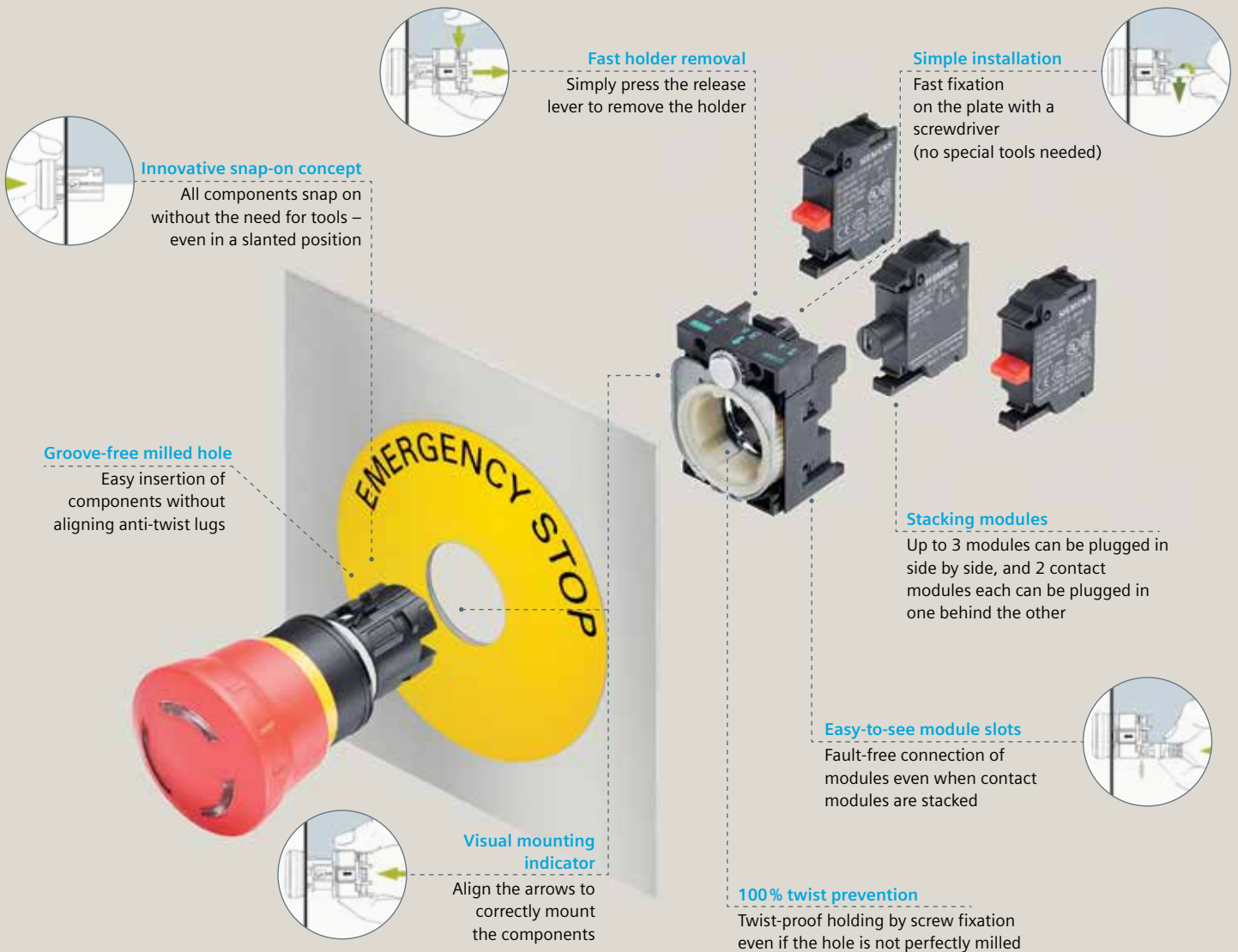
As you can hear when the individual modules snap into the easy-to-see module slots, this gives you the certainty that the contacts are correctly in place. So SIRIUS ACT doesn't just reduce the risk of incorrect installation, it also saves you a significant amount of time.



Simply safe.

The new SIRIUS ACT ID key-operated switch is designed to ensure that only authorized persons can carry out work on plants and machinery. The authorizations of a colored key are not tied to a specific lock, but are also compatible with other ID keys in the plant. That means that the same

SIRIUS ACT ID key can be used for multiple ID switches with the authorization being retained. This provides the option of setting up access systems for machinery and plants, controlling the authorization management for groups or individuals, identifying users and generally increasing plant security.



Innovative snap-on concept

All components snap on without the need for tools – even in a slanted position

Fast holder removal

Simply press the release lever to remove the holder

Simple installation

Fast fixation on the plate with a screwdriver (no special tools needed)

Groove-free milled hole

Easy insertion of components without aligning anti-twist lugs

Stacking modules

Up to 3 modules can be plugged in side by side, and 2 contact modules each can be plugged in one behind the other

Easy-to-see module slots

Fault-free connection of modules even when contact modules are stacked

Visual mounting indicator

Align the arrows to correctly mount the components

100% twist prevention

Twist-proof holding by screw fixation even if the hole is not perfectly milled

Your benefits

Easy to select and assemble

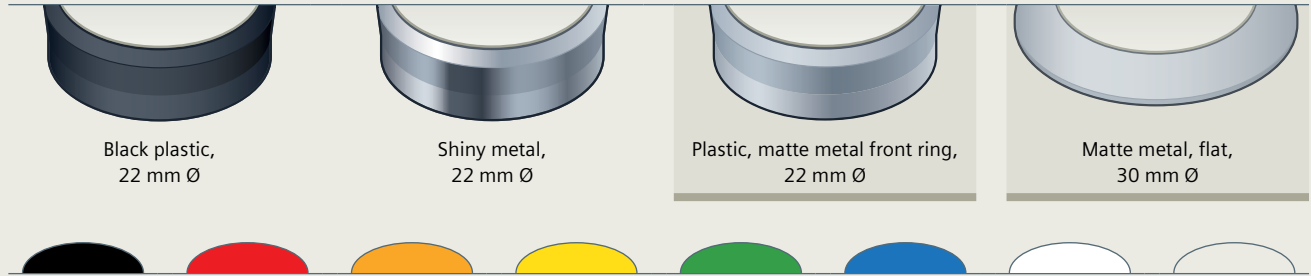
- User-friendly configuration and ordering of individual devices, enclosures and labels in intuitive online configurator with graphical preview.
- Reduced ordering complexity for customized enclosure configurations thanks to uniquely identifiable CIN number.
- Time-saving installation by just one person thanks to innovative snap-on concept.
- Reduced storage and installation complexity with complete or compact units (incl. electrical function and holder).

Flexible in use – even under extreme conditions

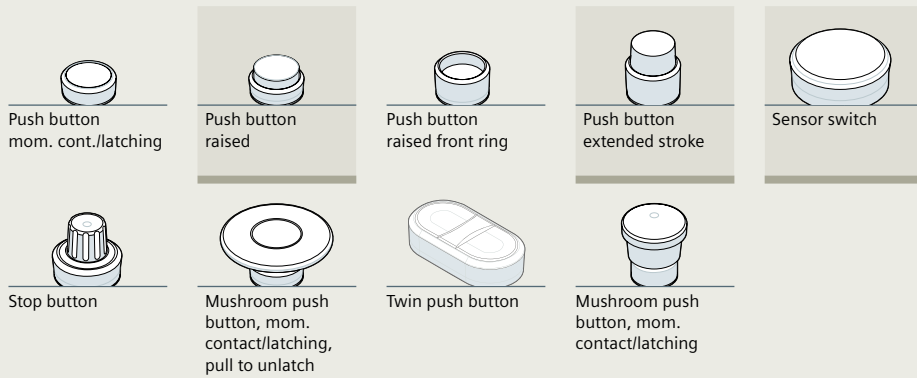
- Individual adaptation to the visual appearance of the system by means of four modern design lines in high-grade plastic or stainless steel.
- Rugged and durable, even in a tough environment:
 - Very high resistance to water, dust and temperature thanks to degree of protection IP69(k) throughout.
 - High media resistance, for example, to oils, aggressive vapors and caustic solutions.
 - Secure attachment even under extreme mechanical stress.
- Variety of connection methods:
 - Individual wiring using screw or spring-type terminals.
 - Directly to the controller (PLC) via PROFINET, AS-i or IO-Link.
 - Engineering in the TIA Portal.

An overview of the variety

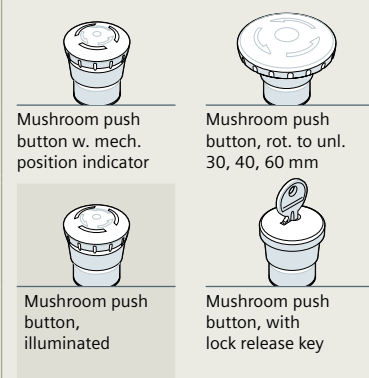
Body design lines and button colors



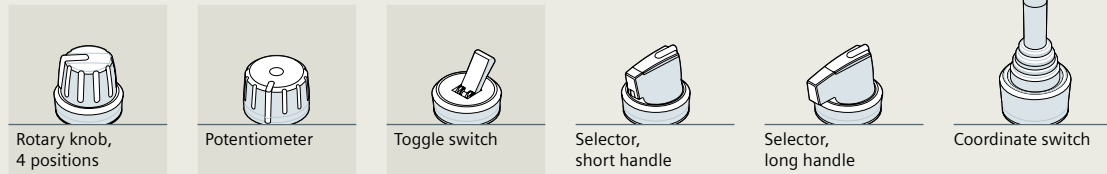
Push buttons



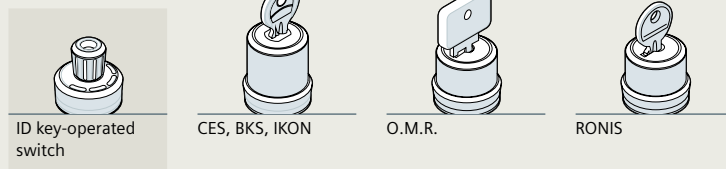
Emergency stop



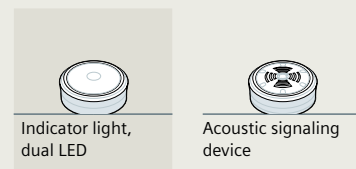
Selector switches



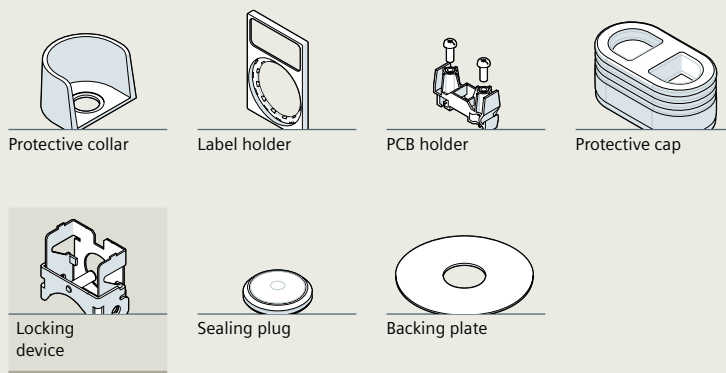
Key-operated switches



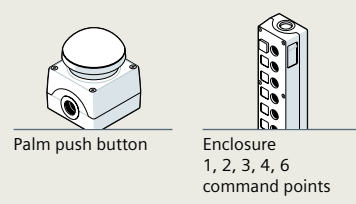
Indicators



Accessories



Enclosures



Siemens Industry, Inc.

100 Technology Drive
Alpharetta, GA 30005

1-800-365-8766
info.us@siemens.com

Subject to change without prior notice

All rights reserved

Order No.: CPBR-1AP05-0417

Article No.: DFPC-B10044-00-4AUS

Printed in USA

© 2017 Siemens Industry, Inc.

The technical data presented in this document is based on an actual case or on as-designed parameters, and therefore should not be relied upon for any specific application and does not constitute a performance guarantee for any projects. Actual results are dependent on variable conditions. Accordingly, Siemens does not make representations, warranties, or assurances as to the accuracy, currency or completeness of the content contained herein. If requested, we will provide specific technical data or specifications with respect to any customer's particular applications. Our company is constantly involved in engineering and development. For that reason, we reserve the right to modify, at any time, the technology and product specifications contained herein.